

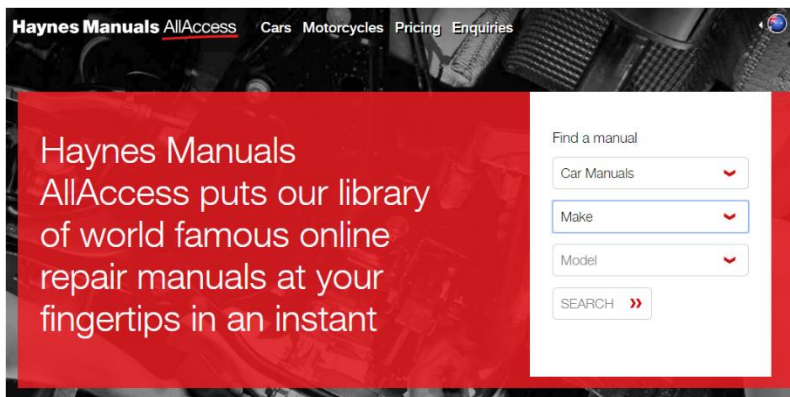
Haynes Manuals AllAccess

The **Unitec Library** subscribes to Haynes Manuals AllAccess which you can use while studying here.

Produced by Haynes Australia, this is a collection of manuals covering a range of makes and models, with content including color photos and wiring diagram, videos of DIY jobs, troubleshooting and servicing procedures, and more.

Access Haynes Manuals AllAccess


Unitec staff and students will be able to access the manuals directly from the Library website (from subject guide or Database A-Z). Access is available both on campus and off campus, using Unitec network login.



Insert your preferred car make and model, then click the Search button. All versions will appear and select the one you are looking for.

Useful tips:

- You can click 'Cars' once you are in the manual to change and select a different makes and models. Or just click Haynes Manuals AllAccess to start a new search.
- Most content in 'View online manual' are NOT in our subscription. Open 'View online manual' in a new tab so that you have both the Manual and new link open.
- The 'Go back to Haynes Manuals' button will bring back to the main page where you need to search from the beginning.



[View online manual >>](#)

[« Go back to Haynes Manuals AllAccess](#)

SafetyHub

The **Unitec Library** subscribes to SafetyHub which you can use while studying here.

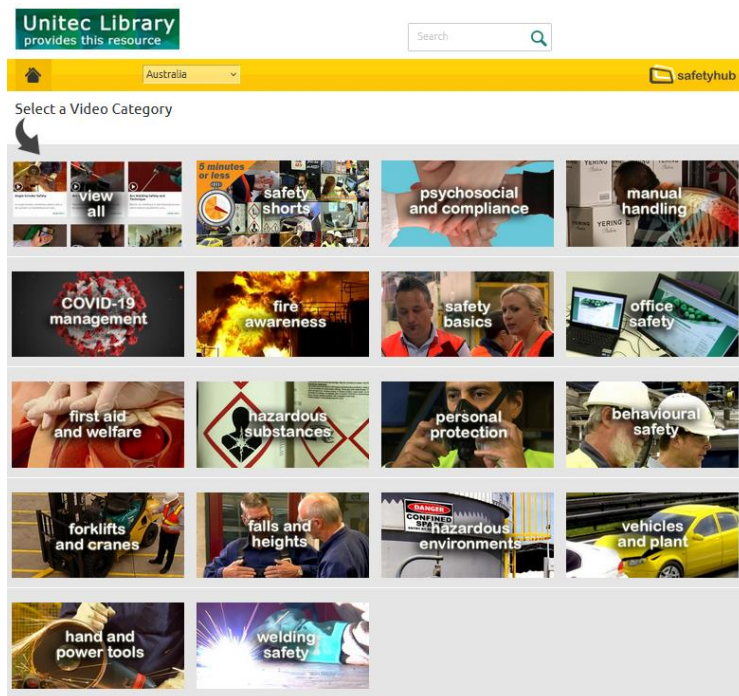
SafetyHub is a database on workplace safety training video content prepared by Safetycare, a company set up to provide safety training products and services. SafetyHub has 141 videos (as of July 2023) with duration ranging between 10 to 20 minutes. The videos cover 17 different areas.

Access SafetyHub

- Click on SafetyHub database link from the Automotive Subject - Databases.
- Login your Unitec username and password if required.

Watch videos on SafetyHub

- Once login, you will see this page



The screenshot shows the SafetyHub interface. At the top, there is a search bar and a navigation bar with 'Australia' and 'safetyhub' options. Below the navigation bar, there is a section titled 'Select a Video Category' with a grid of 17 video categories:

- view all
- 5 minutes or less safety shorts
- psychosocial and compliance
- manual handling
- COVID-19 management
- fire awareness
- safety basics
- office safety
- first aid and welfare
- hazardous substances
- personal protection
- behavioural safety
- forklifts and cranes
- falls and heights
- hazardous environments
- vehicles and plant
- hand and power tools
- welding safety

- Choose on the video you want to view and click the Play button.

Having trouble?

Contact your Subject Librarian, Norasieh Md Amin, by emailing her at namin@unitec.ac.nz

Or contact one of the library team:

Phone: 0800 10 75 10 or email: libinfo@unitec.ac.nz

Autodata


The **Unitec – Te Pūkenga Library** subscribes to Autodata which you can use while studying here.

Autodata is an online tool for workshop technicians to help service, repair and diagnose automotive work. Autodata contains information on thousands of models of cars from more than 50 manufacturers.

Username & Password to access Autodata

Unitec staff and students will be able to access Autodata link from the Library website (from Automotive Subject Guide or Database A-Z). You will need to use a temporary *username* and *password* to access Autodata.

Find current *usernames* and *passwords* by clicking a padlock

icon  next to Autodata link, which will bring you to the [Unitec Library – database access Moodle course](#). Once you are in the Moodle course, scroll down to find Autodata and link to the latest username list.

Access

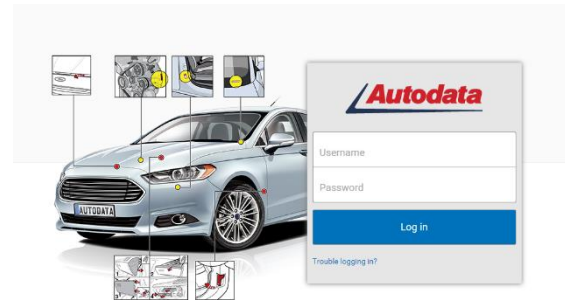
To access Unitec Library databases off-campus, you will be asked to login using your Unitec network username & password.

in addition, some databases (listed below) also require users to provide a username and password to enable access.

- AAO Journal (American Academy of Osteopathy)
 - Username: aaoj@academyofosteopathy.org
 - password: aaoj-2015
 - Notes: once you have logged in look for AAO Publications (left-hand menu bar) and click on the AAO Journal link
- **Autodata**
 - Refer to current list of username/password **here**.
 - Please remember to logout once you have finished using Autodata.
- The Data Book: New Zealand's screen production directory
 - Username: bsmithunitec
 - Password: shakespeare

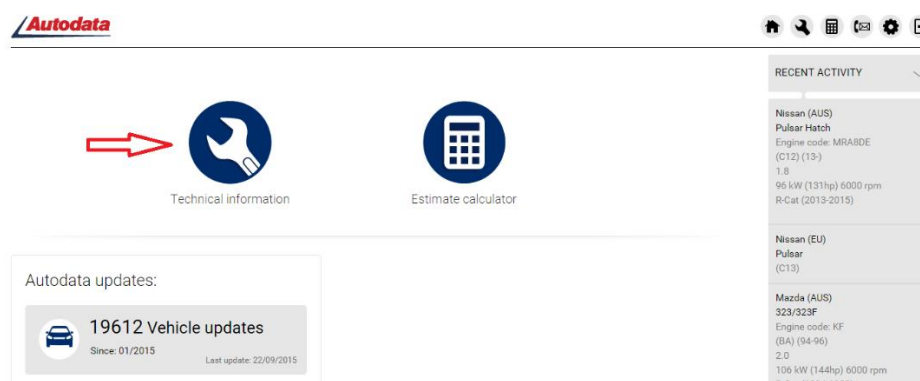
Access Autodata.

- Login using a *username/password* from the Autodata username list.
- If your selected *username* does not work, another student may be using it. Please try another *username* from the list.



Using Autodata

- To start, select **Technical Information**.



- You will then be able to select the type of vehicle you are interested in. You can search by **vehicle code** OR by **model**.

Mazda (AUS)	BT-50 (UP) (12-)
Mazda (EU)	CX-5 (KE) (12-)
Nissan (AUS)	CX-7 (ER) (07-12)
Nissan (EU)	CX-9 (TB) (08-)
	E Series
Alfa Romeo (AUS)	Eunos 30X (92-97)
Alfa Romeo (EU)	Eunos 500 (92-00)
Asia (AUS)	Eunos 800 (94-00)
Asia (EU)	Millenia (00-02)
Audi (AUS)	MPV (LV) (94-99)
Audi (EU)	MPV (LW) (99-05)
Austin (AUS)	MX-5 (NA) (89-98)
Austin (EU)	MX-5 (NB) (98-05)
Bedford (EU)	MX-5 (NC) (05-15)
BMW (AUS)	MX-6 (GD) (87-91)
BMW (EU)	MX-6 (SE) (92-97)
Cadillac (AUS)	Premacy (CP) (99-05)
Cadillac (EU)	RX2
Carbodies (EU)	RX3
Chery (AUS)	RX4
Chevrolet (EU)	RX5 (CD) (73-76)
Chrysler (AUS)	RX-7 (RP) (86-92)
Chrysler (EU)	RX-7 (FD) (92-98)
Citroen (AUS)	RX-8 (SE) (03-12)
Citroen (EU)	T3500 WG Series (89-95)
Dacia (EU)	T4000 WG Series (89-95)
Daewoo (AUS)	T4600 WG Series (92-95)
Daewoo (EU)	TrIBUTE (EP) (01-08)

RECENT ACTIVITY

- Audi (AUS) 200 quattro (447/448) (82-91)
- Nissan (AUS) Pulsar Hatch Engine code: MRABDE (C12) (13-) 1.8 96 kW (131hp) 6000 rpm R-Cat (2013-2015)
- Nissan (EU) Pulsar (C13)
- Mazda (AUS) 323/323F Engine code: KF (BA) (94-96) 2.0 106 kW (144hp) 6000 rpm R-Cat (1994-1998)

- Select the vehicle you are interested in. You will see the Technical Information that is available from the manufacturer for this vehicle. Enjoy!
- Please remember to Log Out! Use the icon on top right.



Technical information



Estimate calculator

RECENT ACTIVITY

- Alfa Romeo (AUS) AlfaSud Sprint
- Audi (AUS) 200 quattro (447/448) (82-91)

Autodata Training

Autodata Training is a collection of automotive training videos.

All videos are accessible from Autodata as well as from [Autodata Training Moodle course](#). Please contact your lecturer or your Subject Librarian to access the Moodle course.

Navigation: Technical information, Estimate calculator, **Training**, Latest updates, libadmin-316988

RECENT ACTIVITY: Mercedes-Benz (EU) C-Class Engine code: 272.961 (204) (07-14) 3.5 C350 200 kW (272hp) 600... R-Cat (2007-2012)

GET STARTED: Technical information, Estimate calculator

Home Dashboard My courses Schools Students Staff

Moodle Autodata Training

Course Participants Grades Reports Competencies More

Autodata TRAINING

Note: Some sections with an "*" will have both video and quizzes available. Other sections will have videos only - no quizzes yet

Chassis ** Diagnostics DriveTrain ** Driver Assist ** Electrical Engine HVAC ** Hybrid EV ** Servicing **