

Adding Moodle links to Journal Articles

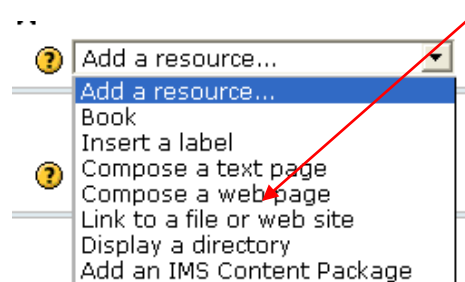
Teaching staff often wonder if they can put copies of relevant journal articles in their Moodle pages. *This often isn't allowed because of copyright restrictions!* The ability to use articles from electronic databases varies depending on the licence agreement that we have signed with the vendor. You can check what you can and cannot do using [this link](#).

If you have a print journal owned by Unitec or yourself, you can create a PDF of an article and link to it in Moodle. *This cannot not be done with articles you have interloaned*, however.

To do this, scan the article as a PDF and then upload it to Moodle. You can then attach the PDF to the reference.

Where you aren't allowed to upload an article to Moodle, you can put in *links* to the articles, so that students only need to click to be taken to an article in a Unitec Library database. This is easy to do:

In the Moodle editor, select "Link to a file or web site" from the "Add a resource" menu.

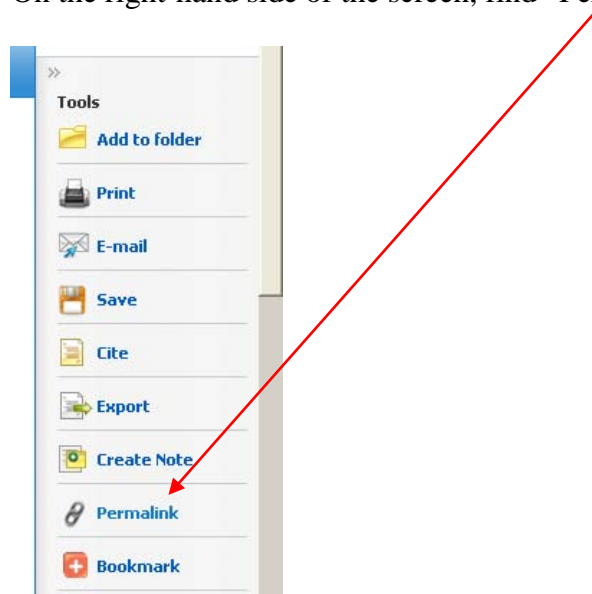


Then copy in the URL of the journal article. As long as you acknowledge the article with a full reference there are no copyright issues.

However, you can't just copy the URL from your browser. Depending on the database, the URL may be a temporary one generated during your database session. In other databases the URL is permanent, but it still won't work outside of Unitec because the database won't recognise the user as having access rights. You need to use a *permanent link* that includes the Unitec proxy code, so that everyone who logs in with a Unitec username and password has access. How you do this is different for different databases:

Ebsco Databases

In an Ebsco database you can find the permanent link in the record for every article. On the right-hand side of the screen, find “Permalink” in the Tools menu.



Right-click on the link and select “Copy Link Location” (Firefox) or “Copy Shortcut” (Internet Explorer). You can now paste this link into Moodle.

Emerald

Go to the “View HTML” screen for an article. Then right-click on the link marked “DOI” and select “Copy Link Location” (Firefox) or “Copy Shortcut” (Internet Explorer). (DOI stands for “digital object identifier” and is a permanent link to an online resource.)

A screenshot of the Emerald database article page for 'British Food Journal'. The page includes a login sidebar on the left, a search bar, and a main content area. The main content area shows the journal title, ISSN (0007-070X), and online from 1899. Below this, there are buttons for 'View Abstract', 'PDF Version', 'Print View', and 'Reprints & Permissions'. At the bottom, the DOI is listed as [10.1108/00070700310467519](https://doi.org/10.1108/00070700310467519) (Permanent URL). A red arrow points from the top left towards the DOI link.

For this link to work off-campus you have to add the Unitec proxy code

`http://libproxy.unitec.ac.nz:2048/login?url=`

at the start of the link. So in this case the Emerald link is

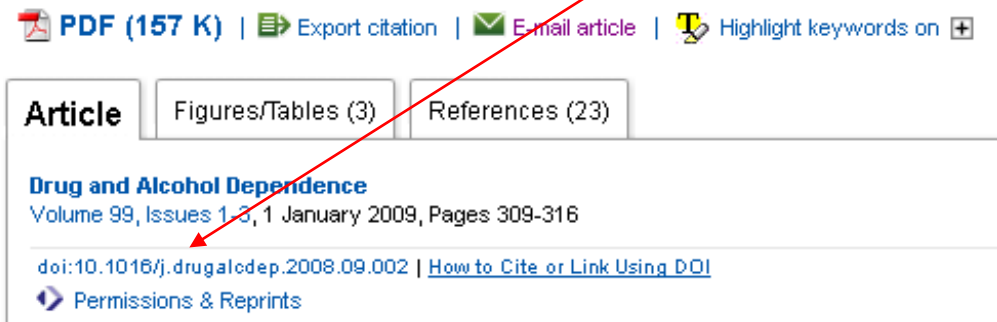
<http://dx.doi.org/10.1108/00070700310467519>

and the link used in Moodle would be

[http://libproxy.unitec.ac.nz:2048/login?url=
http://dx.doi.org/10.1108/00070700310467519](http://libproxy.unitec.ac.nz:2048/login?url=http://dx.doi.org/10.1108/00070700310467519)

ScienceDirect

You can link to a ScienceDirect article using the DOI in the same way as for Emerald. The record for each article includes a DOI link.



The screenshot shows the top navigation bar of a ScienceDirect article page. It includes links for 'PDF (157 K)', 'Export citation', 'Email article', and 'Highlight keywords on'. Below this is a tabbed interface with 'Article' selected, and 'Figures/Tables (3)' and 'References (23)' also visible. The article title is 'Drug and Alcohol Dependence', with volume and issue information: 'Volume 99, Issues 1-3, 1 January 2009, Pages 309-316'. A DOI link is provided: 'doi:10.1016/j.drugalcdep.2008.09.002', with a red arrow pointing to it from the text above. Other links include 'How to Cite or Link Using DOI' and 'Permissions & Reprints'.

Right-click on the link and select “Copy Link Location” (Firefox) or “Copy Shortcut” (Internet Explorer).

For this link to work off-campus you have to add the Unitec proxy code

<http://libproxy.unitec.ac.nz:2048/login?url=>

at the start of the link. So in this case the ScienceDirect link is

<http://dx.doi.org/10.1016/j.drugalcdep.2008.09.002>

and the link used in Moodle would be

[http://libproxy.unitec.ac.nz:2048/login?url=
http://dx.doi.org/10.1016/j.drugalcdep.2008.09.002](http://libproxy.unitec.ac.nz:2048/login?url=http://dx.doi.org/10.1016/j.drugalcdep.2008.09.002)

Gale Databases (Except for Health and Wellness Resource Center)

In the record for an article, scroll down to the bottom. You will see the Document URL

Source Citation

Ross, Peter. "Narrow gauge inspiration in new Zealand: large scale trains and a big bridge highlight Bob Allen's freelanced layout." *Model Railroader* June 2011: 30. *General OneFile*. Web. 25 May 2011.

Document URL

http://find.galegroup.com/gtx/infomark.do?&contentSet=IAC-Documents&type=retrieve&tabID=T003&prodId=ITOF&docId=A254756098&source=gale&srcprod=ITOF&userGroupName=per_unit&version=1.0

Gale Document Number:A254756098

This is a permanent URL that you can copy, but in order for students to be able to use it off-campus, you have to add the Unitec proxy code

<http://libproxy.unitec.ac.nz:2048/login?url=>

at the start of the link. So in this case the URL generated by the database is

http://find.galegroup.com/gtx/infomark.do?&contentSet=IAC-Documents&type=retrieve&tabID=T003&prodId=ITOF&docId=A254756098&source=gale&srcprod=ITOF&userGroupName=per_unit&version=1.0

and the URL to be used in the link is

http://libproxy.unitec.ac.nz:2048/login?url=http://find.galegroup.com/gtx/infomark.do?&contentSet=IAC-Documents&type=retrieve&tabID=T003&prodId=ITOF&docId=A254756098&source=gale&srcprod=ITOF&userGroupName=per_unit&version=1.0

Sage Journals Online

In the pdf copy of an article find the link under “The online version of this article can be found at:”

Political Science

<http://pnz.sagepub.com/>

Helen Clark: A Pragmatic-Strong Prime Minister

Political Science 2004 56: 99

DOI: 10.1177/003231870405600211

The online version of this article can be found at:

<http://pnz.sagepub.com/content/56/2/99>

Published by:



<http://www.sagepublications.com>

On behalf of:

For this link to work off-campus you have to add the Unitec proxy code

<http://libproxy.unitec.ac.nz:2048/login?url=>

at the start of the link. So in this case the Sage link is

<http://pnz.sagepub.com/content/56/2/99>

and the link used in Moodle would be

[http://libproxy.unitec.ac.nz:2048/login?url=
http://pnz.sagepub.com/content/56/2/99](http://libproxy.unitec.ac.nz:2048/login?url=http://pnz.sagepub.com/content/56/2/99)

Proquest Science

In the Document View screen for an article, right-click on “Copy link” and select “Copy Link Location” (Firefox) or “Copy Shortcut” (Internet Explorer).

Document View

[« Back to Results](#)

[Print](#) | [Email](#) | [Copy link](#) | [Cite this](#) | Mark Document

You can now paste this link into Moodle.

If you need help linking to articles from any other Unitec Library databases, please don't hesitate to contact the Unitec Library Information team on libinfo@unitec.ac.nz or 8154321 ext. 8564.